

Make Water Safe During an Emergency

Tap water may not be safe to drink during an emergency; listen to your local authorities. Use bottled water if possible. If not, use one of the methods below to make it safe. Boiling works best. Water contaminated with harmful chemicals or toxins cannot be made safe by boiling or disinfection.

BOIL

This method will kill bacteria, viruses, and parasites.



Boil your water for 1 minute.


At elevations above 6,500 feet, boil for 3 minutes. Let the water cool.

DISINFECT

This method will kill most viruses and bacteria.

Add 8 drops or a little less than 1/8 of a teaspoon of 5%-9% unscented household bleach to 1 gallon water.

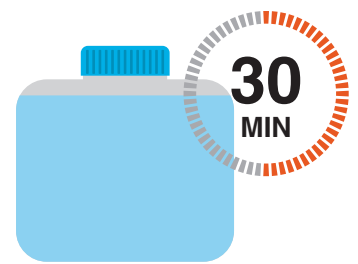
For cloudy tap water, use 16 drops or 1/4 teaspoon



Add bleach to water.



Mix well.



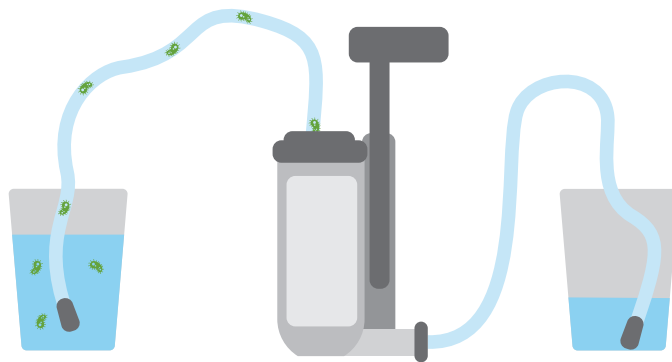
Wait at least 30 minutes before using.

FILTER

This method can remove parasites.

Most portable water filters do not remove bacteria or viruses.

Choose a water filter labeled to remove parasites, and follow manufacturer's instructions.



U.S. Department of
Health and Human Services
Centers for Disease
Control and Prevention

Learn more:

<https://www.cdc.gov/healthywater/emergency/making-water-safe.html>